

Annual Budget

**School District No. 58 (Nicola-Similkameen)**

June 30, 2021

# School District No. 58 (Nicola-Similkameen)

June 30, 2021

## Table of Contents

Bylaw .....	1
Annual Budget - Revenue and Expense - Statement 2 .....	2
Annual Budget - Changes in Net Financial Assets (Debt) - Statement 4 .....	4
Annual Budget - Operating Revenue and Expense - Schedule 2 .....	5
Schedule 2A - Annual Budget - Schedule of Operating Revenue by Source .....	6
Schedule 2B - Annual Budget - Schedule of Operating Expense by Object .....	7
Schedule 2C - Annual Budget - Operating Expense by Function, Program and Object .....	8
Annual Budget - Special Purpose Revenue and Expense - Schedule 3 .....	10
Schedule 3A - Annual Budget - Changes in Special Purpose Funds .....	11
Annual Budget - Capital Revenue and Expense - Schedule 4 .....	13

\*NOTE - Statement 1, Statement 3, Statement 5, Schedule 1 and Schedules 4A - 4D are used for Financial Statement reporting only.

## ANNUAL BUDGET BYLAW

A Bylaw of THE BOARD OF EDUCATION OF SCHOOL DISTRICT NO. 58 (NICOLA-SIMILKAMEEN) (called the "Board") to adopt the Annual Budget of the Board for the fiscal year 2020/2021 pursuant to section 113 of the *School Act*, R.S.B.C., 1996, c. 412 as amended from time to time (called the "Act").


1. Board has complied with the provisions of the Act respecting the Annual Budget adopted by this bylaw.
2. This bylaw may be cited as School District No. 58 (Nicola-Similkameen) Annual Budget Bylaw for fiscal year 2020/2021.
3. The attached Statement 2 showing the estimated revenue and expense for the 2020/2021 fiscal year and the total budget bylaw amount of \$31,877,830 for the 2020/2021 fiscal year was prepared in accordance with the Act.
4. Statement 2, 4 and Schedules 2 to 4 are adopted as the Annual Budget of the Board for the fiscal year 2020/2021.

READ A FIRST TIME THE 13th DAY OF MAY, 2020;


READ A SECOND TIME THE 13th DAY OF MAY, 2020;

READ A THIRD TIME, PASSED AND ADOPTED THE 13th DAY OF MAY, 2020;

( Corporate Seal )



Chairperson of the Board



Secretary Treasurer

I HEREBY CERTIFY this to be a true original of School District No. 58 (Nicola-Similkameen) Annual Budget Bylaw 2020/2021, adopted by the Board the 13th DAY OF MAY, 2020.



Secretary Treasurer

# School District No. 58 (Nicola-Similkameen)

Statement 2

Annual Budget - Revenue and Expense  
Year Ended June 30, 2021

	2021 Annual Budget	2020 Amended Annual Budget
<b>Ministry Operating Grant Funded FTE's</b>		
School-Age	2,161,878	2,164,656
Adult	17,375	17,375
<b>Total Ministry Operating Grant Funded FTE's</b>	<u>2,179,253</u>	<u>2,182,031</u>
<b>Revenues</b>	\$	\$
Provincial Grants		
Ministry of Education	25,637,766	25,395,597
Other	39,000	112,291
Other Revenue	3,782,946	3,782,946
Rentals and Leases	104,000	104,000
Investment Income	165,000	225,000
Amortization of Deferred Capital Revenue	1,025,505	1,003,824
<b>Total Revenue</b>	<u>30,754,217</u>	<u>30,623,658</u>
<b>Expenses</b>		
Instruction	24,282,322	24,395,981
District Administration	1,277,603	1,224,688
Operations and Maintenance	5,067,497	4,905,640
Transportation and Housing	864,317	873,331
<b>Total Expense</b>	<u>31,491,739</u>	<u>31,399,640</u>
<b>Net Revenue (Expense)</b>	<u>(737,522)</u>	<u>(775,982)</u>
<b>Budgeted Allocation (Retirement) of Surplus (Deficit)</b>	505,031	337,213
<b>Budgeted Surplus (Deficit), for the year</b>	<u>(232,491)</u>	<u>(438,769)</u>
<b>Budgeted Surplus (Deficit), for the year comprised of:</b>		
Operating Fund Surplus (Deficit)		
Special Purpose Fund Surplus (Deficit)		
Capital Fund Surplus (Deficit)	(232,491)	(438,769)
<b>Budgeted Surplus (Deficit), for the year</b>	<u>(232,491)</u>	<u>(438,769)</u>


# School District No. 58 (Nicola-Similkameen)

Statement 2

Annual Budget - Revenue and Expense  
Year Ended June 30, 2021

	2021 Annual Budget	2020 Amended Annual Budget
<b>Budget Bylaw Amount</b>		
Operating - Total Expense	25,714,272	25,172,375
Operating - Tangible Capital Assets Purchased	269,633	
Special Purpose Funds - Total Expense	4,093,380	4,569,838
Special Purpose Funds - Tangible Capital Assets Purchased	116,458	139,834
Capital Fund - Total Expense	1,684,087	1,657,427
Capital Fund - Tangible Capital Assets Purchased from Local Capital		518,000
<b>Total Budget Bylaw Amount</b>	<b>31,877,830</b>	<b>32,057,474</b>


Approved by the Board



Signature of the Chairperson of the Board of Education

May 15, 2020

Date Signed



Signature of the Superintendent

May 19, 2020

Date Signed



Signature of the Secretary Treasurer

May 19, 2020

Date Signed

# School District No. 58 (Nicola-Similkameen)

Annual Budget - Changes in Net Financial Assets (Debt)

Year Ended June 30, 2021

	2021 Annual Budget	2020 Amended Annual Budget
	\$	\$
<b>Surplus (Deficit) for the year</b>	<u>(737,522)</u>	<u>(775,982)</u>
<b>Effect of change in Tangible Capital Assets</b>		
Acquisition of Tangible Capital Assets		
From Operating and Special Purpose Funds	(386,091)	(139,834)
From Local Capital		(518,000)
From Deferred Capital Revenue	<u>(1,282,703)</u>	<u>(1,153,650)</u>
<b>Total Acquisition of Tangible Capital Assets</b>	<u>(1,668,794)</u>	<u>(1,811,484)</u>
Amortization of Tangible Capital Assets	<u>1,684,087</u>	<u>1,657,427</u>
<b>Total Effect of change in Tangible Capital Assets</b>	<u>15,293</u>	<u>(154,057)</u>
	<u>-</u>	<u>-</u>
	<u>(722,229)</u>	<u>(930,039)</u>
<b>(Increase) Decrease in Net Financial Assets (Debt)</b>		



# School District No. 58 (Nicola-Similkameen)

Schedule 2

Annual Budget - Operating Revenue and Expense

Year Ended June 30, 2021

	2021 Annual Budget	2020 Amended Annual Budget
	\$	\$
<b>Revenues</b>		
Provincial Grants		
Ministry of Education	22,069,928	21,401,216
Other	39,000	39,000
Other Revenue	3,140,946	3,140,946
Rentals and Leases	104,000	104,000
Investment Income	125,000	150,000
<b>Total Revenue</b>	<u>25,478,874</u>	<u>24,835,162</u>
<b>Expenses</b>		
Instruction	20,242,421	19,866,622
District Administration	1,277,603	1,224,688
Operations and Maintenance	3,383,410	3,248,213
Transportation and Housing	810,838	832,852
<b>Total Expense</b>	<u>25,714,272</u>	<u>25,172,375</u>
<b>Net Revenue (Expense)</b>	<u>(235,398)</u>	<u>(337,213)</u>
<b>Budgeted Prior Year Surplus Appropriation</b>	<u>505,031</u>	<u>337,213</u>
<b>Net Transfers (to) from other funds</b>		
Tangible Capital Assets Purchased	(269,633)	-
<b>Total Net Transfers</b>	<u>(269,633)</u>	<u>-</u>
<b>Budgeted Surplus (Deficit), for the year</b>	<u>-</u>	<u>-</u>

# School District No. 58 (Nicola-Similkameen)

Schedule 2A

Annual Budget - Schedule of Operating Revenue by Source

Year Ended June 30, 2021

	2021 Annual Budget	2020 Amended Annual Budget
	\$	\$
<b>Provincial Grants - Ministry of Education</b>		
Operating Grant, Ministry of Education	24,204,968	23,813,893
ISC/LEA Recovery	(3,099,946)	(3,099,946)
Other Ministry of Education Grants		
Pay Equity	120,216	120,216
Funding for Graduated Adults	46,834	46,834
Transportation Supplement	170,292	170,292
Carbon Tax Grant		25,000
Employer Health Tax Grant		193,712
Support Staff Benefits Grant	20,903	20,903
FSA Scorer Grant	7,506	7,506
Support Staff Labour Settlement Grant		100,946
Early Learning Framework Implementation		1,860
Teachers' Labour Settlement Grant	599,155	
<b>Total Provincial Grants - Ministry of Education</b>	<u>22,069,928</u>	<u>21,401,216</u>
<b>Provincial Grants - Other</b>	<u>39,000</u>	<u>39,000</u>
<b>Other Revenues</b>		
Funding from First Nations	3,099,946	3,099,946
Miscellaneous		
Miscellaneous Revenue	41,000	41,000
<b>Total Other Revenue</b>	<u>3,140,946</u>	<u>3,140,946</u>
<b>Rentals and Leases</b>	<u>104,000</u>	<u>104,000</u>
<b>Investment Income</b>	<u>125,000</u>	<u>150,000</u>
<b>Total Operating Revenue</b>	<u><u>25,478,874</u></u>	<u><u>24,835,162</u></u>



**School District No. 58 (Nicola-Similkameen)**

Annual Budget - Schedule of Operating Expense by Object  
 Year Ended June 30, 2021

	2021 Annual Budget	2020 Amended Annual Budget
	\$	\$
<b>Salaries</b>		
Teachers	8,651,210	8,304,365
Principals and Vice Principals	2,012,410	1,917,350
Educational Assistants	2,527,445	2,470,952
Support Staff	3,026,372	3,074,278
Other Professionals	950,224	956,265
Substitutes	816,758	716,222
<b>Total Salaries</b>	<u>17,984,419</u>	<u>17,439,432</u>
<b>Employee Benefits</b>	<u>4,136,417</u>	<u>4,237,951</u>
<b>Total Salaries and Benefits</b>	<u>22,120,836</u>	<u>21,677,383</u>
<b>Services and Supplies</b>		
Services	1,081,430	1,032,241
Student Transportation	184,324	180,710
Professional Development and Travel	327,461	321,040
Dues and Fees	101,389	99,401
Insurance	102,849	100,832
Supplies	1,272,723	1,247,768
Utilities	523,260	513,000
<b>Total Services and Supplies</b>	<u>3,593,436</u>	<u>3,494,992</u>
<b>Total Operating Expense</b>	<u>25,714,272</u>	<u>25,172,375</u>

**School District No. 58 (Nicola-Similkameen)**  
 Annual Budget - Operating Expense by Function, Program and Object  
 Year Ended June 30, 2021

	Teachers Salaries	Principals and Vice Principals Salaries	Educational Assistants Salaries	Support Staff Salaries	Other Professionals Salaries	Substitutes Salaries	Total Salaries
	\$	\$	\$	\$	\$	\$	\$
<b>1 Instruction</b>							
1.02 Regular Instruction	7,047,685	454,015		357,845	64,088	476,598	8,400,231
1.03 Career Programs	15,788	24,452		6,405		9,722	56,367
1.07 Library Services	267,900			22,689		7,106	297,695
1.08 Counselling	316,488	50,287		11,742			378,517
1.10 Special Education	984,403	135,954	1,974,884		26,499	123,884	3,245,624
1.30 English Language Learning							-
1.31 Indigenous Education	18,946	161,790	552,561		21,817	10,200	765,314
1.41 School Administration		1,185,912		564,345		54,487	1,804,744
<b>Total Function 1</b>	<b>8,651,210</b>	<b>2,012,410</b>	<b>2,527,445</b>	<b>963,026</b>	<b>112,404</b>	<b>681,997</b>	<b>14,948,492</b>
<b>4 District Administration</b>							
4.11 Educational Administration					286,046		286,046
4.40 School District Governance					144,085		144,085
4.41 Business Administration				97,030	200,252		297,282
<b>Total Function 4</b>	<b>-</b>	<b>-</b>	<b>-</b>	<b>97,030</b>	<b>630,383</b>	<b>-</b>	<b>727,413</b>
<b>5 Operations and Maintenance</b>							
5.41 Operations and Maintenance Administration				15,599	146,640	9,996	172,235
5.50 Maintenance Operations				1,559,202		63,055	1,622,257
5.52 Maintenance of Grounds				95,792		5,610	101,402
5.56 Utilities							-
<b>Total Function 5</b>	<b>-</b>	<b>-</b>	<b>-</b>	<b>1,670,593</b>	<b>146,640</b>	<b>78,661</b>	<b>1,895,894</b>
<b>7 Transportation and Housing</b>							
7.41 Transportation and Housing Administration				15,599	60,797		76,396
7.70 Student Transportation				280,124		56,100	336,224
<b>Total Function 7</b>	<b>-</b>	<b>-</b>	<b>-</b>	<b>295,723</b>	<b>60,797</b>	<b>56,100</b>	<b>412,620</b>
<b>9 Debt Services</b>							
<b>Total Function 9</b>	<b>-</b>	<b>-</b>	<b>-</b>	<b>-</b>	<b>-</b>	<b>-</b>	<b>-</b>
<b>Total Functions 1 - 9</b>	<b>8,651,210</b>	<b>2,012,410</b>	<b>2,527,445</b>	<b>3,026,372</b>	<b>950,224</b>	<b>816,758</b>	<b>17,984,419</b>

**School District No. 58 (Nicola-Similkameen)**Annual Budget - Operating Expense by Function, Program and Object  
Year Ended June 30, 2021

	Total Salaries	Employee Benefits	Total Salaries and Benefits	Services and Supplies	2021 Annual Budget	2020 Amended Annual Budget
	\$	\$	\$	\$	\$	\$
<b>1 Instruction</b>						
1.02 Regular Instruction	8,400,231	1,932,052	10,332,283	1,178,242	11,510,525	11,493,265
1.03 Career Programs	56,367	12,964	69,331	23,715	93,046	99,636
1.07 Library Services	297,695	68,470	366,165	52,196	418,361	308,725
1.08 Counselling	378,517	87,059	465,576	6,630	472,206	492,130
1.10 Special Education	3,245,624	746,494	3,992,118	154,836	4,146,954	3,935,912
1.30 English Language Learning	-	-	-	1,530	1,530	1,500
1.31 Indigenous Education	765,314	176,022	941,336	374,164	1,315,500	1,376,540
1.41 School Administration	1,804,744	415,091	2,219,835	64,464	2,284,299	2,158,914
<b>Total Function 1</b>	<b>14,948,492</b>	<b>3,438,152</b>	<b>18,386,644</b>	<b>1,855,777</b>	<b>20,242,421</b>	<b>19,866,622</b>
<b>4 District Administration</b>						
4.11 Educational Administration	286,046	65,791	351,837	63,770	415,607	398,849
4.40 School District Governance	144,085	33,140	177,225	60,728	237,953	198,773
4.41 Business Administration	297,282	68,375	365,657	258,386	624,043	627,066
<b>Total Function 4</b>	<b>727,413</b>	<b>167,306</b>	<b>894,719</b>	<b>382,884</b>	<b>1,277,603</b>	<b>1,224,688</b>
<b>5 Operations and Maintenance</b>						
5.41 Operations and Maintenance Administration	172,235	39,614	211,849	119,264	331,113	331,302
5.50 Maintenance Operations	1,622,257	373,119	1,995,376	355,386	2,350,762	2,185,677
5.52 Maintenance of Grounds	101,402	23,323	124,725	53,550	178,275	218,234
5.56 Utilities	-	-	-	523,260	523,260	513,000
<b>Total Function 5</b>	<b>1,895,894</b>	<b>436,056</b>	<b>2,331,950</b>	<b>1,051,460</b>	<b>3,383,410</b>	<b>3,248,213</b>
<b>7 Transportation and Housing</b>						
7.41 Transportation and Housing Administration	76,396	17,571	93,967	765	94,732	82,814
7.70 Student Transportation	336,224	77,332	413,556	302,550	716,106	750,038
<b>Total Function 7</b>	<b>412,620</b>	<b>94,903</b>	<b>507,523</b>	<b>303,315</b>	<b>810,838</b>	<b>832,852</b>
<b>9 Debt Services</b>						
<b>Total Function 9</b>	<b>-</b>	<b>-</b>	<b>-</b>	<b>-</b>	<b>-</b>	<b>-</b>
<b>Total Functions 1 - 9</b>	<b>17,984,419</b>	<b>4,136,417</b>	<b>22,120,836</b>	<b>3,593,436</b>	<b>25,714,272</b>	<b>25,172,375</b>

# School District No. 58 (Nicola-Similkameen)

Schedule 3

Annual Budget - Special Purpose Revenue and Expense  
Year Ended June 30, 2021

	<b>2021</b>	<b>2020 Amended</b>
	<b>Annual Budget</b>	<b>Annual Budget</b>
	\$	\$
<b>Revenues</b>		
Provincial Grants		
Ministry of Education	3,567,838	3,994,381
Other		73,291
Other Revenue	642,000	642,000
<b>Total Revenue</b>	<b>4,209,838</b>	<b>4,709,672</b>
<b>Expenses</b>		
Instruction	4,039,901	4,529,359
Transportation and Housing	53,479	40,479
<b>Total Expense</b>	<b>4,093,380</b>	<b>4,569,838</b>
<b>Net Revenue (Expense)</b>	<b>116,458</b>	<b>139,834</b>
<b>Net Transfers (to) from other funds</b>		
Tangible Capital Assets Purchased	(116,458)	(139,834)
<b>Total Net Transfers</b>	<b>(116,458)</b>	<b>(139,834)</b>
<b>Budgeted Surplus (Deficit), for the year</b>	<b>-</b>	<b>-</b>

**School District No. 58 (Nicola-Similkameen)**

Schedule 3A

Annual Budget - Changes in Special Purpose Funds

Year Ended June 30, 2021

	Annual Facility Grant	Learning Improvement Fund	Special Education Equipment	School Generated Funds	Strong Start	Ready, Set, Learn	OLEP	CommunityLINK	Classroom Enhancement Fund - Overhead
	\$	\$	\$	\$	\$		\$	\$	\$
Deferred Revenue, beginning of year	-	50,000	24,352	300,000	70,000	-	-	-	-
<b>Add: Restricted Grants</b>									
Provincial Grants - Ministry of Education	125,830	87,602			128,000	14,700	73,339	296,844	301,887
Other				600,000					
Investment Income									
	125,830	87,602	-	600,000	128,000	14,700	73,339	296,844	301,887
<b>Less: Allocated to Revenue</b>	125,830	137,602	24,352	600,000	198,000	14,700	73,339	296,844	301,887
Deferred Revenue, end of year	-	-	-	300,000	-	-	-	-	-
<b>Revenues</b>	125,830	137,602	24,352	600,000	198,000	14,700	73,339	296,844	301,887
Provincial Grants - Ministry of Education	125,830	137,602	24,352		198,000	14,700	73,339	296,844	301,887
Other Revenue				600,000					
<b>Expenses</b>									
Salaries							19,068	72,329	
Teachers									67,098
Principals and Vice Principals					150,000				17,850
Educational Assistants		111,872						32,706	45,888
Support Staff								9,521	70,443
Other Professionals									
	-	111,872	-	-	150,000	-	19,068	114,556	201,279
Employee Benefits		25,730			34,500		3,354	26,348	30,192
Services and Supplies	9,372		24,352	600,000	13,500	14,700	50,917	155,940	70,416
	9,372	137,602	24,352	600,000	198,000	14,700	73,339	296,844	301,887
<b>Net Revenue (Expense) before Interfund Transfers</b>	116,458	-	-	-	-	-	-	-	-
<b>Interfund Transfers</b>									
Tangible Capital Assets Purchased	(116,458)								
	(116,458)	-	-	-	-	-	-	-	-
<b>Net Revenue (Expense)</b>	-	-	-	-	-	-	-	-	-

**School District No. 58 (Nicola-Similkameen)**Annual Budget - Changes in Special Purpose Funds  
Year Ended June 30, 2021

	Classroom Enhancement Fund - Staffing	First Nation Student Transportation	Mental Health in Schools	Changing Results for Young Children	AREA Multicultural Program	Charitable Society	TOTAL
	\$	\$	\$	\$	\$	\$	\$
Deferred Revenue, beginning of year	-	53,479	30,500	6,750	27,013	170,627	732,721
<b>Add: Restricted Grants</b>							
Provincial Grants - Ministry of Education	2,395,284						3,423,486
Other						40,000	640,000
Investment Income						2,000	2,000
	2,395,284	-	-	-	-	42,000	4,065,486
<b>Less: Allocated to Revenue</b>	2,395,284	-	-	-	-	42,000	4,209,838
Deferred Revenue, end of year	-	53,479	30,500	6,750	27,013	170,627	588,369
<b>Revenues</b>							
Provincial Grants - Ministry of Education	2,395,284						3,567,838
Other Revenue						42,000	642,000
	2,395,284	-	-	-	-	42,000	4,209,838
<b>Expenses</b>							
Salaries							
Teachers	1,947,385						2,038,782
Principals and Vice Principals							67,098
Educational Assistants							312,428
Support Staff							55,409
Other Professionals							70,443
	1,947,385	-	-	-	-	-	2,544,160
Employee Benefits	447,899						568,023
Services and Supplies						42,000	981,197
	2,395,284	-	-	-	-	42,000	4,093,380
<b>Net Revenue (Expense) before Interfund Transfers</b>	-	-	-	-	-	-	116,458
<b>Interfund Transfers</b>							
Tangible Capital Assets Purchased							(116,458)
	-	-	-	-	-	-	(116,458)
<b>Net Revenue (Expense)</b>	-	-	-	-	-	-	-



# School District No. 58 (Nicola-Similkameen)

Schedule 4

Annual Budget - Capital Revenue and Expense  
Year Ended June 30, 2021

	2021 Annual Budget			2020 Amended Annual Budget
	Invested in Tangible Capital Assets	Local Capital	Fund Balance	
	\$	\$	\$	\$
<b>Revenues</b>				
Investment Income		40,000	40,000	75,000
Amortization of Deferred Capital Revenue	1,025,505		1,025,505	1,003,824
<b>Total Revenue</b>	<b>1,025,505</b>	<b>40,000</b>	<b>1,065,505</b>	<b>1,078,824</b>
<b>Expenses</b>				
Amortization of Tangible Capital Assets				
Operations and Maintenance	1,684,087		1,684,087	1,657,427
<b>Total Expense</b>	<b>1,684,087</b>	<b>-</b>	<b>1,684,087</b>	<b>1,657,427</b>
<b>Net Revenue (Expense)</b>	<b>(658,582)</b>	<b>40,000</b>	<b>(618,582)</b>	<b>(578,603)</b>
<b>Net Transfers (to) from other funds</b>				
Tangible Capital Assets Purchased	386,091		386,091	139,834
<b>Total Net Transfers</b>	<b>386,091</b>	<b>-</b>	<b>386,091</b>	<b>139,834</b>
<b>Other Adjustments to Fund Balances</b>				
<b>Total Other Adjustments to Fund Balances</b>	<b>-</b>	<b>-</b>	<b>-</b>	
<b>Budgeted Surplus (Deficit), for the year</b>	<b>(272,491)</b>	<b>40,000</b>	<b>(232,491)</b>	<b>(438,769)</b>